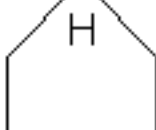



PGDD15 EGRR 120000

WORLD AREA FORECAST CENTRE
LONDON
FIXED TIME FORECAST CHART
EURO SIGNIFICANT WEATHER
FL 100-450
VALID 18 U.T.C. ON 12/11/2000

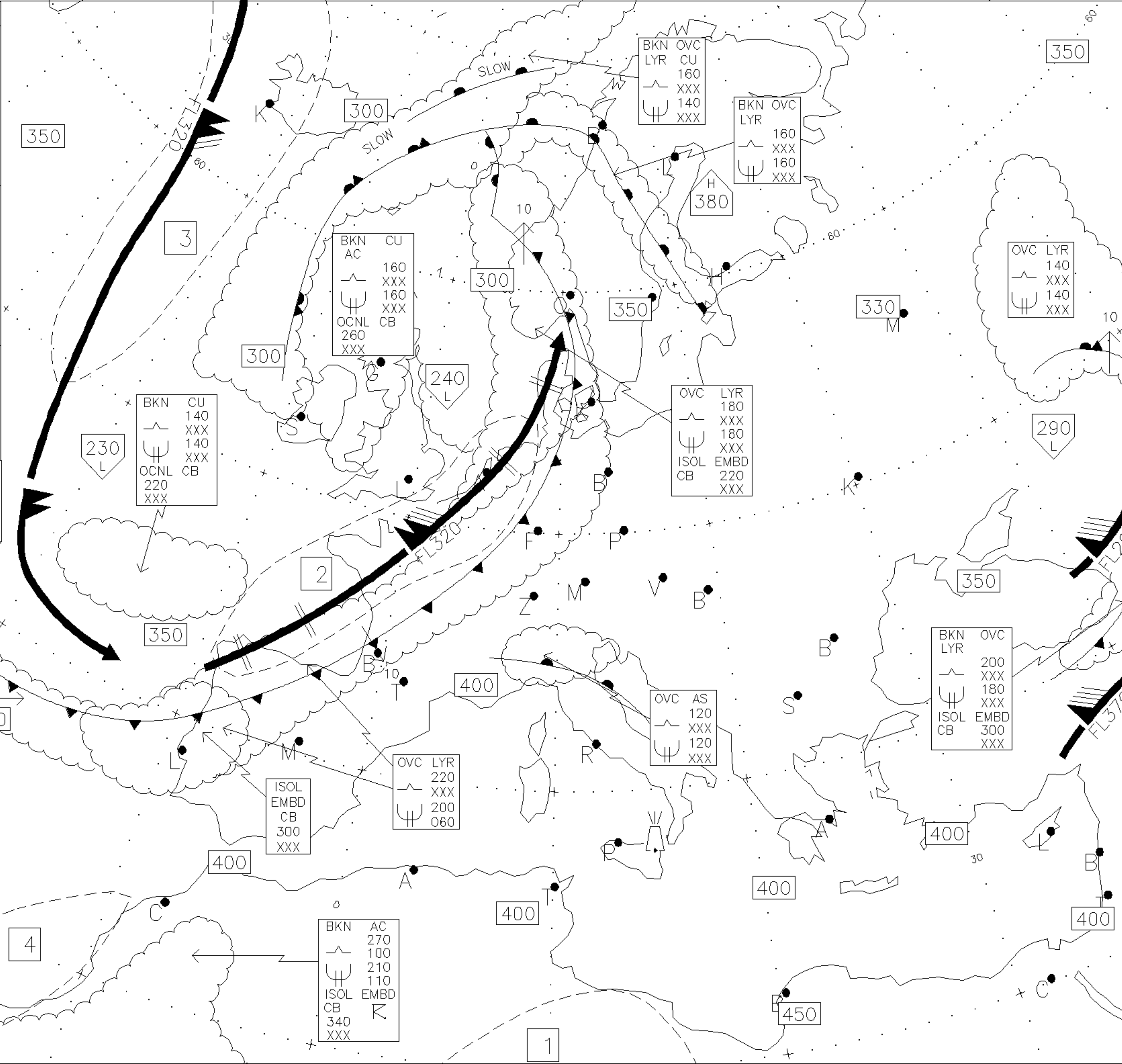
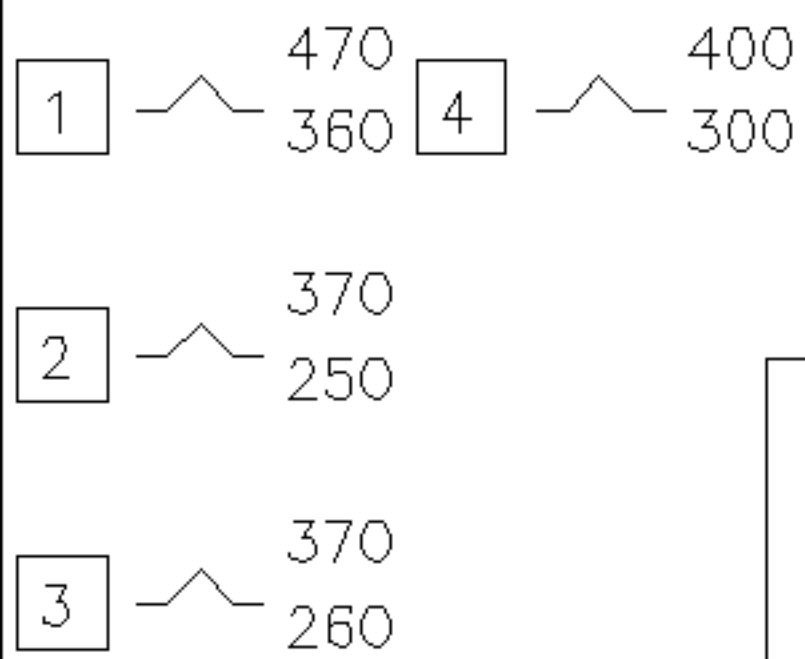
ALL HEIGHT INDICATIONS IN FLIGHT LEVELS
ALL SPEEDS IN KNOTS

SYMBOLS \mathbb{R} OR CB IMPLY MOD
OR SEVERE TURBULENCE AND ICING.

TROPOPAUSE HEIGHTS
IN BOXES THUS:  

CHECK SIGMETS FOR VOLCANIC ASH

CAT AREAS



BKN	OVC
LYR	CU
	160
	XXX
	140
	XXX

BKN	OVC
LYR	LYR
	160
	XXX
	160
	XXX

BKN	CU
AC	160
	XXX
	160
	XXX
OCNL	CB
	260
	XXX

BKN	CU
	140
	XXX
	140
	XXX
OCNL	CB
	220
	XXX

OVC	LYR
	180
	XXX
	180
	XXX
ISOL	EMBD
CB	220
	XXX

BKN	OVC
LYR	LYR
	200
	XXX
	180
	XXX
ISOL	EMBD
CB	300
	XXX

BKN	CU
AC	140
	XXX
	140
	100

OVC	LYR
	220
	XXX
	200
	060

ISOL	EMBD
CB	300
	XXX

BKN	AC
	270
	100
	210
	110
ISOL	EMBD
CB	\mathbb{R}
	340
	XXX